

# Food Allergy Action Plan

## Emergency Care Plan

Place  
Student's  
Picture  
Here

Name: \_\_\_\_\_ D.O.B.: \_\_\_\_ / \_\_\_\_ / \_\_\_\_

Allergy to: \_\_\_\_\_

Weight: \_\_\_\_\_ lbs. Asthma:  Yes (higher risk for a severe reaction)  No

Extremely reactive to the following foods: \_\_\_\_\_

### THEREFORE:

- If checked, give epinephrine immediately for ANY symptoms if the allergen was *likely* eaten.  
 If checked, give epinephrine immediately if the allergen was *definitely* eaten, even if no symptoms are noted.

### Any SEVERE SYMPTOMS after suspected or known ingestion:

One or more of the following:

LUNG: Short of breath, wheeze, repetitive cough

HEART: Pale, blue, faint, weak pulse, dizzy, confused

THROAT: Tight, hoarse, trouble breathing/swallowing

MOUTH: Obstructive swelling (tongue and/or lips)

SKIN: Many hives over body

Or combination of symptoms from different body areas:

SKIN: Hives, itchy rashes, swelling (e.g., eyes, lips)

GUT: Vomiting, diarrhea, crampy pain



### 1. INJECT EPINEPHRINE IMMEDIATELY

2. Call 911
3. Begin monitoring (see box below)
4. Give additional medications:\*
  - Antihistamine
  - Inhaler (bronchodilator) if asthma

\*Antihistamines & inhalers/bronchodilators are not to be depended upon to treat a severe reaction (anaphylaxis). USE EPINEPHRINE.

### MILD SYMPTOMS ONLY:

MOUTH: Itchy mouth

SKIN: A few hives around mouth/face, mild itch

GUT: Mild nausea/discomfort



### 1. GIVE ANTIHISTAMINE

2. Stay with student; alert healthcare professionals and parent
3. If symptoms progress (see above), USE EPINEPHRINE
4. Begin monitoring (see box below)

### Medications/Doses

Epinephrine (brand and dose): \_\_\_\_\_

Antihistamine (brand and dose): \_\_\_\_\_

Other (e.g., inhaler-bronchodilator if asthmatic): \_\_\_\_\_

### Monitoring

**Stay with student; alert healthcare professionals and parent.** Tell rescue squad epinephrine was given; request an ambulance with epinephrine. Note time when epinephrine was administered. A second dose of epinephrine can be given 5 minutes or more after the first if symptoms persist or recur. For a severe reaction, consider keeping student lying on back with legs raised. Treat student even if parents cannot be reached. See back/attached for auto-injection technique.

Parent/Guardian Signature \_\_\_\_\_


Date \_\_\_\_\_

Physician/Healthcare Provider Signature \_\_\_\_\_

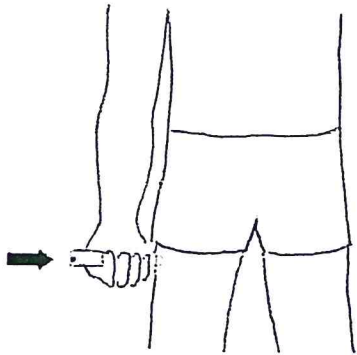
Date \_\_\_\_\_

**EpiPen® (epinephrine) Auto-Injector Directions**

- First, remove the EpiPen® (epinephrine) Auto-Injector from the plastic carrying case
- Pull off the blue safety release cap



- Hold orange tip near outer thigh (always apply to thigh)



- Swing and firmly push orange tip against outer thigh. Hold on thigh for approximately 10 seconds.

Remove EpiPen® (epinephrine) Auto-Injector and massage the area for 10 more seconds.

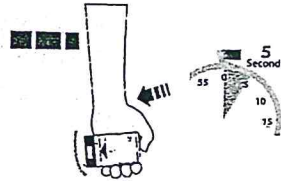
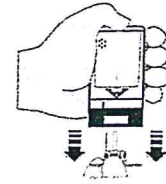
**EPIPEN 2-PAK® EPIPEN Jr 2-PAK®**  
(epinephrine) Auto-Injectors 0.3/0.15mg

EpiPen®, EpiPen 2-Pak®, and EpiPen Jr 2-Pak® are registered trademarks of Mylan Inc. licensed exclusively to its wholly-owned subsidiary, Mylan Specialty L.P.

**Auvi-Q™ (epinephrine injection, USP) Directions**

Remove the outer case of Auvi-Q. This will automatically activate the voice instructions.

Pull off **RED** safety guard.

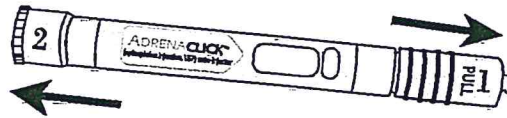


Place black end against outer thigh, then press firmly and hold for 5 seconds.

**Auvi-Q**  
epinephrine injection, USP  
0.3 mg auto-injectors

© 2002-2013 sanofi-aventis U.S. LLC. All rights reserved.

**Adrenaclick® 0.3 mg and Adrenaclick® 0.15 mg Directions**



Remove **GREY** caps labeled "1" and "2."



Place **RED** rounded tip against outer thigh, press down hard until needle penetrates. Hold for 10 seconds, then remove.

A food allergy response kit should contain at least two doses of epinephrine, other medications as noted by the student's physician, and a copy of this Food Allergy Action Plan.

A kit must accompany the student if he/she is off school grounds (i.e., field trip).

**Contacts**

Call 911 • Rescue squad: ( ) - - Doctor: \_\_\_\_\_ Phone: ( ) - -  
Parent/Guardian: \_\_\_\_\_ Phone: ( ) - -

**Other Emergency Contacts**

Name/Relationship: \_\_\_\_\_ Phone: ( ) - -  
Name/Relationship: \_\_\_\_\_ Phone: ( ) - -